

Biotinylated Human FGFR3 alpha (IIIb) Protein



Cat. No. FGF-HM43BB

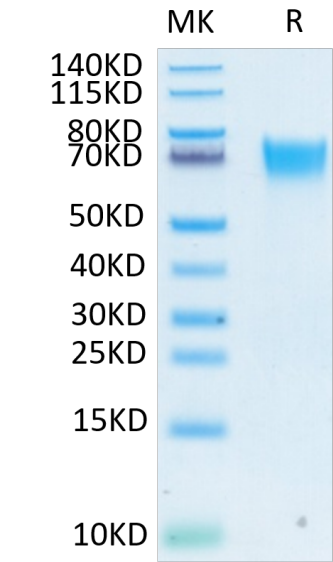
| Description | |
|------------------|---|
| Source | Recombinant Biotinylated Human FGFR3 (IIIb) Protein is expressed from HEK293 with His tag and Avi tag at the C-Terminus. It contains Glu23-Gly377. |
| Accession | P22607-2 |
| Molecular Weight | The protein has a predicted MW of 41.4 kDa. Due to glycosylation, the protein migrates to 65-75 kDa based on Bis-Tris PAGE result. |
| Endotoxin | Less than 1 EU per µg by the LAL method. |
| Purity | > 95% as determined by Bis-Tris PAGE > 95% as determined by HPLC |

| Formulation and Storage | |
|-------------------------|---|
| Formulation | Lyophilized from 0.22µm filtered solution in PBS (pH 7.4). Normally 8% trehalose is added as protectant before lyophilization. |
| Reconstitution | Dissolve the lyophilized protein in distilled water. Please refer to the Certificate of Analysis for detailed instructions. |
| Storage | -20 to -80°C for 24 months as supplied from date of receipt.-80°C for 3 months after reconstitution.Recommend to aliquot the protein into smaller quantities for optimal storage. Please minimize freeze-thaw cycles. |

| Background | |
|---|--|
| Four distinct genes encoding closely related FGF receptors, FGF R1-4, are known. All four genes for FGF Rs encode proteins with an N-terminal signal peptide, three immunoglobulin (Ig)-like domains, an acidbox region containing a run of acidic residues between the IgI and IgII domains, a transmembrane domain and the split tyrosine-kinase domain.FGFR3 is tyrosine-protein kinase that acts as cell-surface receptor for fibroblast growth factors and plays an essential role in the regulation of cell proliferation, differentiation and apoptosis. Plays an essential role in the regulation of chondrocyte differentiation, proliferation and apoptosis, and is required for normal skeleton development. Regulates both osteogenesis and postnatal bone mineralization by osteoblasts. | |

Assay Data

Bis-Tris PAGE



Biotinylated Human FGFR3 alpha (IIIb) on Bis-Tris PAGE under reduced conditions. The purity is greater than 95%.

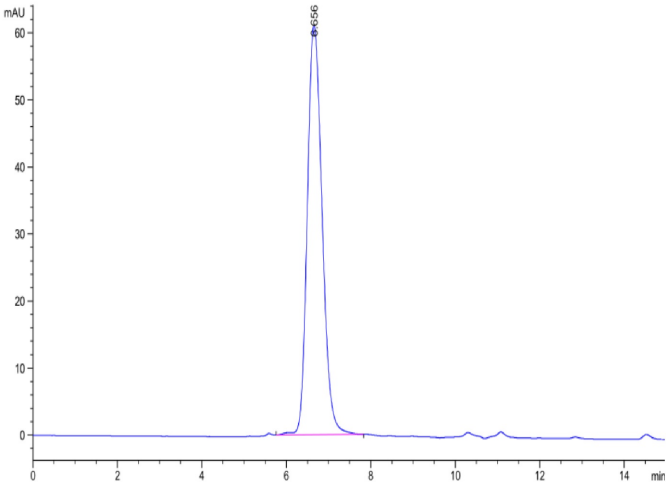
SEC-HPLC

Biotinylated Human FGFR3 alpha (IIIb) Protein

Cat. No. FGF-HM43BB



Assay Data

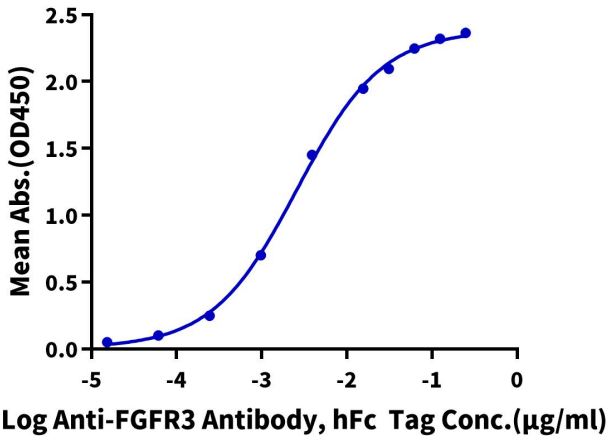


The purity of Biotinylated Human FGFR3 alpha (IIIb) is greater than 95% as determined by SEC-HPLC.

ELISA Data

Biotinylated Human FGFR3 alpha (IIIb), His Tag ELISA

0.05µg Biotinylated Human FGFR3 alpha (IIIb), His Tag Per Well



Immobilized Biotinylated Human FGFR3 alpha (IIIb), His Tag at 0.5µg/ml (100µl/well) on the streptavidin precoated plate (5µg/ml). Dose response curve for Anti-FGFR3 Antibody, hFc Tag with the EC50 of 2.6ng/ml determined by ELISA.